

ASTERION GX are sealed maintenance-free lead-acid batteries with gas recombination system (VRLA). Are manufactured by GEL technology (electrolyte immobilized by the addition of fumed silica). ASTERION GX batteries are less prone to electrolyte drainage and acid stratification.

Accordingly, gel technology offers advantage in applications where long life and deep-cycling are prime requirements, e.g. in motive power for in-plant vehicles or renewable energy systems.

The series is highly reliable and has a service-life up to 15 years.



Battery construction

Element	Positive plate	Negative plate	Case	Lid	Valve	Terminal	Separator	Electrolyte
Material	Lead dioxide	Lead	ABS		Rubber	Copper	Fiberglass	Acid

Specifications

Nominal voltage.....	12 V
Cell.....	6
Design life.....	15 years
Nominal capacity (25°C)	
10 hours rate (20 A; 1,8 V/cell).....	200 Ah
5 hours rate (36 A; 1,75 V/cell).....	180 Ah
1 hours rate (126 A; 1,65 V/cell).....	126 Ah
Self-discharge.....	3% capacity per month 20°C
Internal resistance (25°C).....	3,6 mΩ

Operating temperature range

Discharge.....	-20+60°C
Charge.....	-10+60°C
Storage.....	-20+60°C
Maximum discharge current (25°C).....	1000A (5sec)
Cycle mode (2,35÷2,4 V/cell)	
Max.charge current.....	40 A
Temperature correction factor.....	30 mV/°C
Standby mode (2,25÷2,3 V/cell)	
Temperature correction factor.....	20 mV/°C

Application

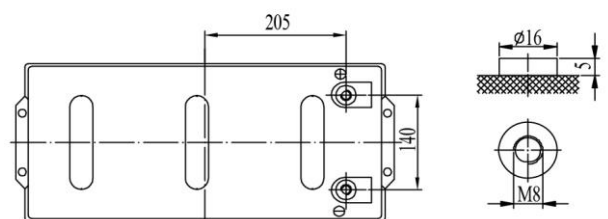
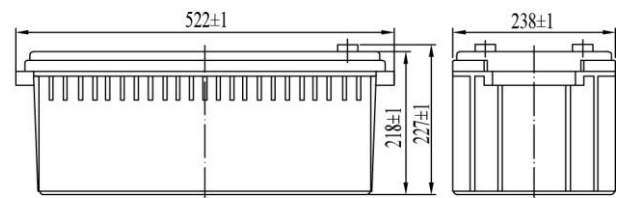
- Uninterruptable power supply
- Communication system
- Renewable energy systems
- Total energy system

Performance & characteristics

- Long service life;
- Deep discharge stability;
- Temperature stability characteristics;
- Excluded acid leaks, guaranteed safe operation with other
- There is no gas evolution, enough natural ventilation;
- Operation in any position;
- Maintenance-free. Do not require distillate topping;
- The battery case is made of flame retardant ABS plastic.

Dimensions (±2mm)

Length, mm.....	522
Width, mm.....	238
Height, mm.....	218
Height over terminals, mm.....	223
Weight (±3%), kg.....	65



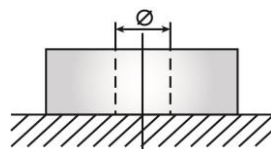
Layout

F



Terminal type

Insert Ø8 mm

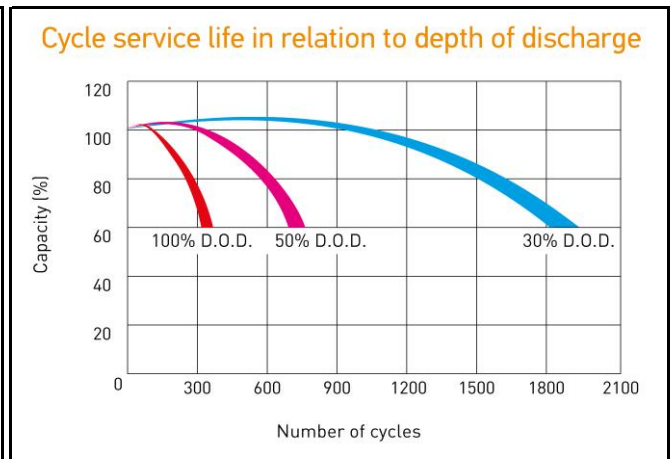
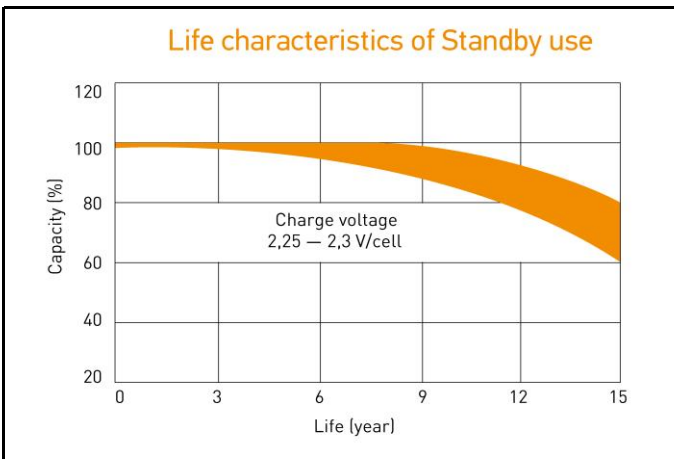
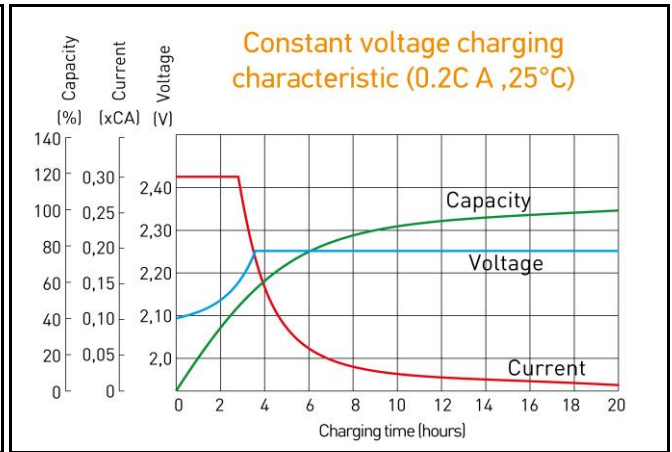
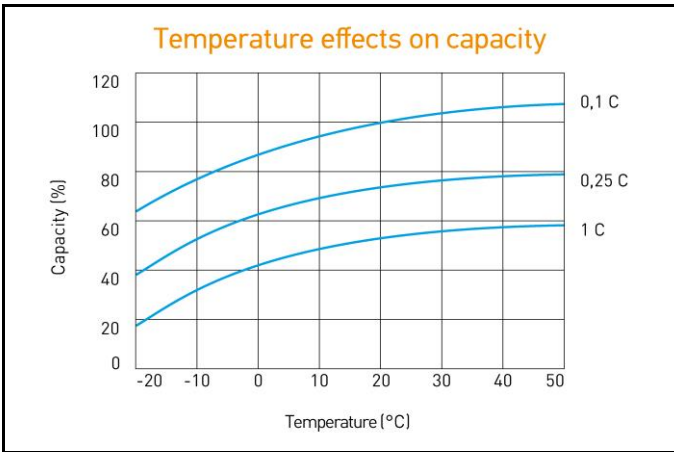


Discharge Constant Current, A (25°C)

V/cell	15 min	30 min	45 min	1 h	3 h	4 h	5 h	8 h	10 h
1,60	332	223	162	131	53,9	45,5	40,2	25,5	20,4
1,65	317	214	156	126	52,1	43,9	38,7	25,1	20,3
1,70	301	205	150	122	50,3	42,4	37,5	24,7	20,2
1,75	287	195	143	116	48,6	40,9	36,0	24,2	20,1
1,80	270	184	135	110	46,2	38,9	34,3	23,7	20,0

Discharge Constant Power, W/cell (25°C)

V/cell	15 min	30 min	45 min	1 h	3 h	4 h	5 h	8 h	10 h
1,60	575	398	293	239	97,9	81,4	71,0	46,8	38,1
1,65	558	388	286	234	96,1	80,7	70,9	46,2	37,6
1,70	539	377	279	229	94,3	79,3	69,8	45,8	37,4
1,75	521	364	270	222	92,6	78,0	68,8	45,5	37,1
1,80	498	350	261	215	89,4	76,0	67,7	45,2	36,8



ALL DATA IS SUBJECT TO CHANGE WITHOUT NOTICE