

VRLA sealed lead acid batteries ASTERION DT series are specifically designed for use in low current systems. They are manufactured using AGM technology (electrolyte absorbed in a fiberglass separator).

ASTERION DT series batteries comes with a good price-performance ratio, which leads to the widespread use of the series in fire alarms and other security systems.

Meeting the international security standards, they are recommended for use in access control and management systems.



Battery construction

Element	Positive plate	Negative plate	Case	Lid	Valve	Terminal	Separator	Electrolyte
Material	Lead dioxide	Lead	ABS		Rubber	Copper	Fiberglass	Acid

Specifications

Nominal voltage.....	12 B
Cell.....	6
Design life.....	7-10 years
Nominal capacity (25°C)	
20 hours rate (5 A; 1,75 V/cell).....	100 Ah
10 hours rate (9,5 A; 1,75 V/cell).....	95 Ah
5 hours rate (18,3 A; 1,70 V/cell).....	91,5 Ah
Self-discharge.....	3% capacity per month 25°C
Internal resistance (25°C).....	4,5 mΩ

Operating temperature range

Discharge.....	-15÷50°C
Charge.....	-10÷50°C
Storage.....	-20÷50°C
Maximum discharge current (25°C).....	1000A (5sec)
Cycle mode (2,4÷2,5 V/cell)	
Max.charge current.....	30 A
Temperature correction factor.....	30 mV/°C
Standby mode (2,27÷2,3 V/cell)	
Temperature correction factor.....	20 mV/°C

Application

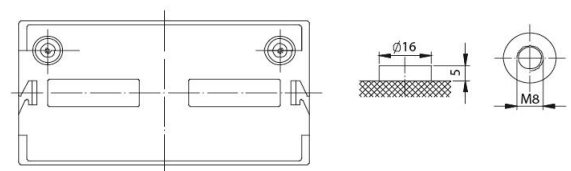
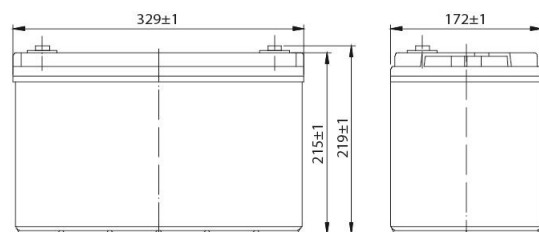
- Safety system
- Electronic Cash Registers (ECR)
- Electronic test equipment
- Emergency light systems
- Geophysical and geodetic equipment
- Control and access systems

Performance & characteristics

- AGM technology allows to recombine 99% of the generated gas;
- No restrictions on air transportation;
- Compliance with the UL requirements;
- Lead plates, alloyed by calcium, provide high energy density;
- Maintenance-free. Do not require distillate topping;
- Long service life;
- The battery case is made of flame-retardant ABS

Dimensions (±2mm)

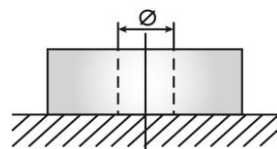
Length, mm.....	330
Width, mm.....	173
Height, mm.....	215
Height over terminals, mm.....	220
Weight (±3%), kg.....	28,6



Layout B



Terminal type Insert Ø8

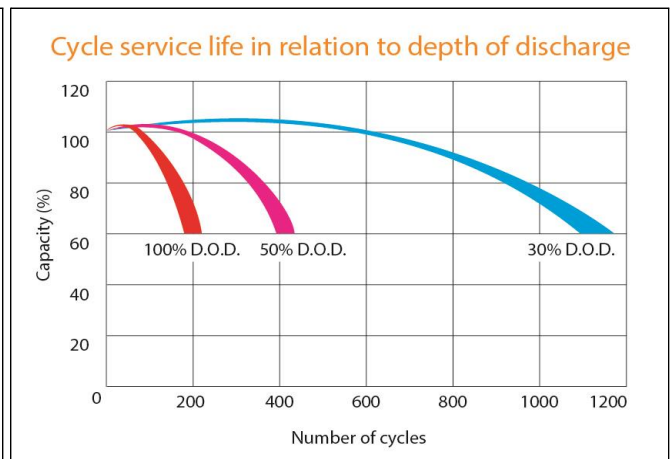
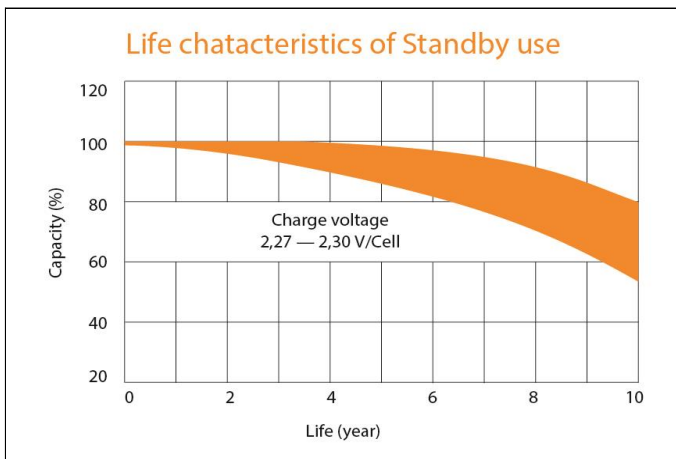
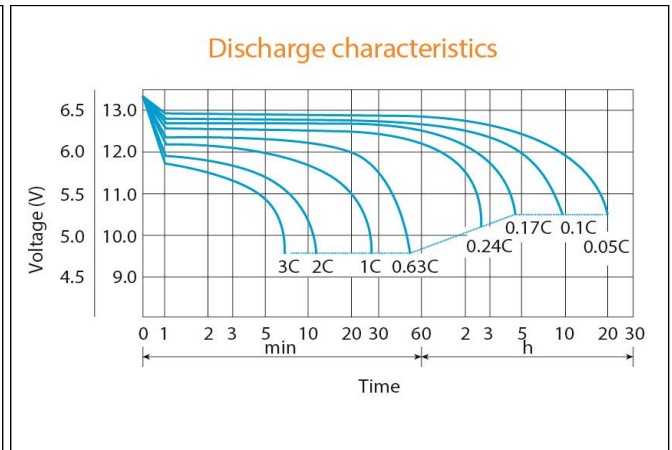
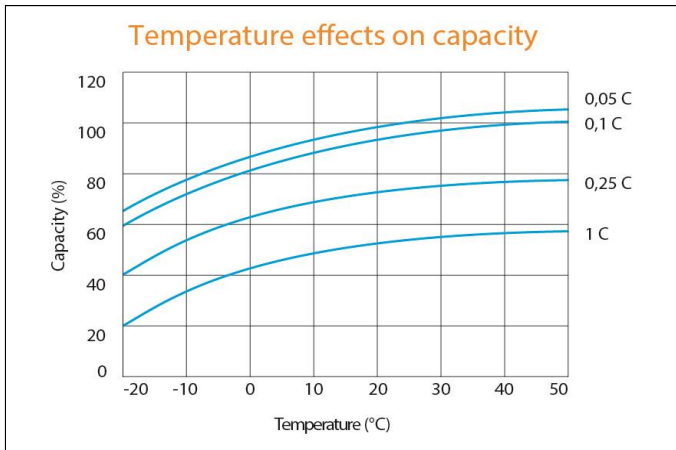


Discharge Constant Current, A (25°C)

V/cell	5 min	10 min	15 min	30 min	1 h	3 h	5 h	10 h	20 h
1,60	305	241	189	117	71,8	29,5	18,8	9,90	5,12
1,65	293	233	184	115	70,0	29,0	18,6	9,80	5,09
1,70	278	222	177	112	68,6	28,4	18,3	9,68	5,05
1,75	253	207	168	108	66,5	27,6	18,0	9,50	5,00
1,80	232	189	154	101	63,8	26,4	17,5	9,38	4,97

Discharge Constant Power, W/cell (25°C)

V/cell	5 min	10 min	15 min	30 min	1 h	3 h	5 h	10 h	20 h
1,60	548	424	329	202	120	49,8	32,7	18,5	10,0
1,65	530	411	320	199	119	49,2	32,3	18,3	9,95
1,70	509	398	312	195	117	48,3	31,8	18,0	9,85
1,75	475	375	299	190	114	47,2	31,2	17,7	9,75
1,80	442	354	283	180	111	45,7	30,3	17,5	9,60



ALL DATA IS SUBJECT TO CHANGE WITHOUT NOTICE