

The ASTERION DTM I series sealed lead-acid batteries are manufactured using AGM technology (electrolyte absorbed in a fiberglass separator), equipped with an LCD display that shows the battery operation status: voltage, capacity and number of days in use.

DTM I series relates to the "Long Life" product line with up to 12 years service life, with the possibility of increasing it by 15-30% with a single replenishment (topping up) of a specialized component solution.

They are recommended for use in uninterruptible power supplies, in electro-medical equipment, wheelchairs, boilers for heating systems, pumps, etc.



Battery construction

Element	Positive plate	Negative plate	Case	Lid	Valve	Terminal	Separator	Electrolyte
Material	Lead dioxide	Lead	ABS		Rubber	Copper	Fiberglass	Acid

Specifications

Nominal voltage.....	12 V
Cell.....	6
Design life.....	10-12 years
Nominal capacity (25°C)	
20 hours rate (2,75 A; 1,75 V/cell).....	55 Ah
5 hours rate (9,22 A; 1,75 V/cell).....	46,1 Ah
1 hours rate (33,5 A; 1,6 V/cell).....	33,5 Ah
Self-discharge.....	3% capacity per month 25°C
Internal resistance (25°C).....	6 mΩ

Operating temperature range

Discharge.....	-20÷60°C
Charge.....	-10÷60°C
Storage.....	-20÷60°C
Maximum discharge current (25°C).....	550A (5sec)
Cycle mode (2,35÷2,4 V/cell)	
Max.charge current.....	16,5 A
Temperature correction factor.....	30 mV/°C
Standby mode (2,25÷2,3 V/cell)	
Temperature correction factor.....	20 mV/°C

Application

- Uninterruptable power supply
- Back up power supply
- Medical devices
- Control current cabinet
- Space-heating system
- Heating and water supply systems

Performance & characteristics

- LCD display showing battery status;
- Sound alarm in case of need to check the battery;
- Compliance with the UL requirements;
- Additional containers for topping up a specialized solution allow to increase battery life up to 15-30%;
- Patented IC Power Technology;
- High energy density;
- The battery case is made of flame-retardant ABS plastic.

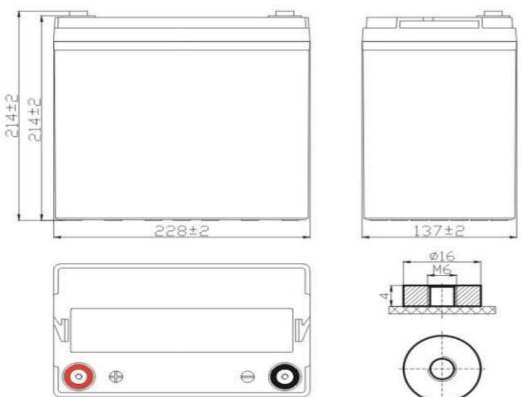
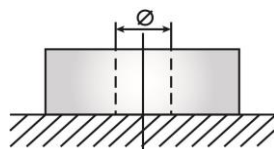
Dimensions (±2mm)

Length, mm.....	228
Width, mm.....	137
Height, mm.....	214
Height over terminals, mm.....	214
Weight (±3%), kg.....	15,6

Layout
B



Terminal type
Insert Ø6 mm

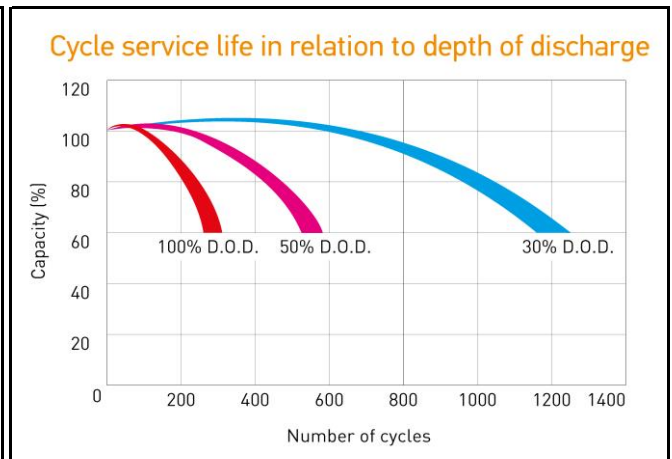
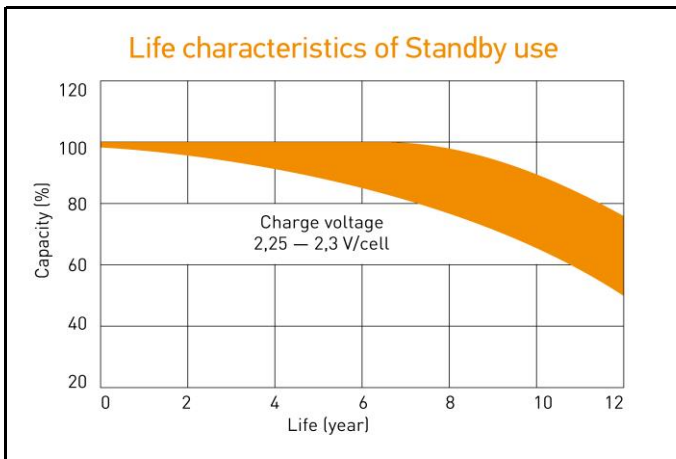
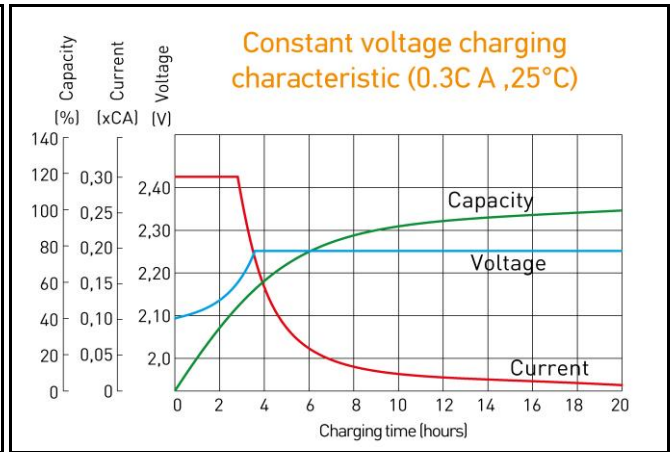
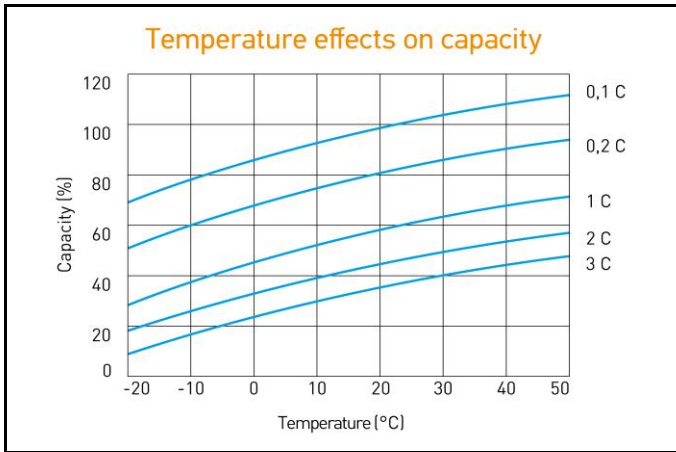


Discharge Constant Current, A (25°C)

V/cell	5 min	10 min	15 min	30 min	1 h	3 h	5 h	10 h	20 h
1,60	162	116	90,7	54,5	33,5	13,7	9,38	5,23	2,79
1,65	159	115	88,3	53,8	33,0	13,5	9,31	5,22	2,78
1,70	148	113	86,3	53,1	32,1	13,5	9,34	5,19	2,76
1,75	139	103	84,3	51,9	31,5	13,4	9,22	5,07	2,75
1,80	129	96,3	76,7	50,6	30,5	13,2	9,09	5,00	2,73

Discharge Constant Power, W/cell (25°C)

V/cell	5 min	10 min	15 min	30 min	1 h	3 h	5 h	10 h	20 h
1,60	298	220	173	107	66,7	28,0	18,1	10,5	5,54
1,65	297	216	171	105	64,9	27,5	17,9	10,4	5,52
1,70	275	206	163	104	63,4	26,9	17,6	10,4	5,50
1,75	253	193	156	101	62,0	26,5	17,5	10,4	5,47
1,80	247	179	148	100	61,0	25,9	17,2	10,3	5,43



ALL DATA IS SUBJECT TO CHANGE WITHOUT NOTICE